



REPORT ON CRIME 1985

Report for the year ended 31 December, 1985.
Commissioner, Garda Síochána, to the Minister for Justice.

GARDA SÍOCHÁNA,
HEADQUARTERS,
DUBLIN, 8.

JUNE 1986

Dublin
Published by the Stationery Office

To be purchased from the
Government Publications Sale Office,
Sun Alliance House, Molesworth St., Dublin
or through any bookseller.

(Pl. No. 4022).....Price IR£2.20p

Produced & Printed at Garda H.Qrs. D.8.

REPORT ON CRIME 1985

**Report for the year ended 31 December, 1985.
Commissioner, Garda Síochána, to the Minister for Justice.**

**GARDA SÍOCHÁNA,
HEADQUARTERS,
DUBLIN, 8.**

JUNE 1986

CONTENTS

	Page
FOREWORD	1-2
INDICTABLE OFFENCES	
Recorded and Detected 1976 - 1985.....	3
Recorded and Detected 1984 - 1985.....	3
Crime Rate per Garda Division.....	4
Map - Indictable Offences per 1,000 population	5
Recorded and detected by Garda Divisions.....	11
Known to the Gardai 1985.....	12-18
Value of property stolen and recovered.....	19
OFFENCES AGAINST THE PERSON	
Recorded and Detected 1981 - 1985.....	6
Murder and Manslaughter	6
Analyses of Murders	20
Undetected Murders	20
Traffic Fatalities	6
OFFENCES AGAINST PROPERTY WITH VIOLENCE	
Recorded and Detected 1981 - 1985.....	7
Robbery, Arson and Malicious Damage.....	7
Burglary	7
Analyses of Aggravated Burglaries involving use of Firearms and Armed Robberies.....	21
OFFENCES AGAINST PROPERTY WITHOUT VIOLENCE (LARCENIES ETC.)	
Larcenies	8
Recorded and Detected 1981 - 1985.....	8
OTHER INDICTABLE OFFENCES	
Recorded and Detected 1981 - 1985.....	8
Age Groups - Convicted Persons.....	9-10
NON INDICTABLE OFFENCES	
Proceedings and Persons	23 - 26
Non-Indictable Offences by Division	27
Principal Non-Indictable Offences	27
Arms, Ammunition and Explosives Seized.....	22
Scenes of Crime Examination.....	22
Forensic Science.....	22
Missing Persons	22
Dog Handlers	22

CONTENTS

Crime Prevention.....	30
Juvenile Liaison Scheme	28-29
Community Relations	30
Neighbourhood Watch and Community Alert	28
Drugs.....	30-32
Sub Aqua	29
'999' Emergency Service	29
Stolen Motor Vehicle Investigation Unit.....	29
Road Traffic	29
Public Relations and Press Office.....	30
Traffic Offences - Drink and Driving	34-35
'Fines on the Spot' notices - issued in 1985	35
'Fines on the Spot' notices - Parking Violations	36

APPENDICES

Appendix A - Indictable Offences Recorded and Detected 1976-1985.....	37
Appendix B - Non-Indictable Offences - Proceedings and Persons Convicted, 1981-1985	37

The Minister for Justice

Sir,

The following is the annual report on crime which came to the notice of the Garda Síochána during the year ended 31st December 1985.

The crime situation continues to be a serious problem making a high level of demand upon Garda resources. It is, however, pleasing to report that there was an overall decrease of 8.5% in recorded crime in comparison to 1984. This is the second consecutive year in which recorded crime showed a decrease; the last period of such occurrence being 1960-1961. The total number of indictable offences recorded for the year was 91,285 as against 99,727 for 1984.

The number of offences recorded in each of the main offence groups for 1985 with particulars of the variations over the 1984 figures shown in parenthesis were as follows:

GROUP 1	Offences Against the Person:		
	Murder, Manslaughter, Wounding, Assault, etc.:	2,348	(+0.7%).
GROUP 2	Offences Against Property With Violence:		
	Burglary, Robbery, Arson, Malicious Damage, etc.:	37,185	(-9.3%).
GROUP 3	Larcenies, Forgeries, Frauds, etc.:	51,354	(-9.3%).
GROUP 4	Other Indictable Offences not included in Groups 1 to 3:	398	(-11.2%).

A total of 25 murders was recorded for the year, 18 of which were detected. There were 23 murders recorded in 1984 with 22 being detected.

Sadly, we have to record once again the murder of a member of the Force in the execution of his duty. Sergeant Patrick Morrissey died gallantly when pursuing gunmen fleeing the scene of a robbery. Two men were charged with his murder.

Simple burglaries decreased by 12.2%. However, crimes of aggravated burglary (i.e. where firearms or other offensive weapons were carried) increased by 15.1% from 1,129 to 1,299. Of these 216 referred to dwelling houses.

There was a disturbing increase in armed crimes from 440 to 616—an increase of 40%. This increasing incidence of armed robberies is a trend in the crime situation that has developed in recent years. Increased attention is being paid to this problem and measures have been introduced which it is hoped will bring about a much-needed improvement in this regard.

Larcenies in general showed a decrease of 8.2%, while larcenies from unattended vehicles again showed a marked decrease of 16.2%. This particular crime category accounted for 16.5% of overall crime.

The number of crimes recorded in the Dublin Metropolitan Area was 52,588, a decrease of 8.8%. The total for this area represented 57.6% of the overall crime recorded in the State.

The number of indictable offences detected was 29,795 (32.6%). The detection rate for 1984 was 32.2%. Although there was a marginal improvement for the year, I am disappointed with the results as I regard crime detection as an integral part of crime prevention.

Of the total number of persons convicted for recorded crimes in 1985 or dealt with by way of caution: 3,969 were juveniles under 17 years (34.4%). The figure for 1984 was 3,924 or 29.1%.

The total value of property stolen during the year was £31,165,310 and recovered property totalled £2,664,983 (8.5%). The figures for 1984 were £34,474, 252 and £2,572,524 (7.5%), respectively.

During the year 1,270 persons were charged with drugs offences arising from 1,637 seizures. The figures for previous year were 1,369 and 1,704 respectively. Training has continued to be given by way of Special Drugs Courses to our members and a total of 2,368 now represents the number trained throughout the Force. In addition, during the year an intensive course was organised for selected members by the U.S. Drugs Enforcement Agency and our sincere thanks are due to the United States Authorities for this very valuable gesture. Talks and discussions to, and with, Community Groups and Organisations have proved to be of value in the prevention of drugs misuse and also in furthering understanding of this subject between Gardai and the public. During the year 958 such talks were given. In the area of drugs enforcement we would like to place on record the valuable assistance we have been receiving from the Irish Customs Service.

Although the figures for fatal traffic accidents are still unacceptably high it is encouraging to record a decrease for the second successive year. There were 377 fatal traffic accidents in 1985 resulting in the deaths of 410 people. This was a decrease of 57 accidents and 55 fewer persons killed. The figures in 1984 were 52 and 70 respectively less than in the previous year.

Emphasis continued to be placed on maintaining as many members as possible on patrol duties to ensure maximum contact between members of the public and the Gardai. It is, I believe, significant that the overall level of recorded crime coincided with this development.

The prevention of crime must be an important component of our future strategy for policing. However, the scale of the problem and the random and opportunist nature of much of the crime reported to the Gardai, decrees that this cannot be a strategy for the Gardai alone, but rather the most apparent feature of the contract between the Gardai and the public.

The Neighbourhood Watch Scheme was formally launched in 1985. At the end of the year 29,600 households, mostly in the Dublin Area, were members various such Schemes. Similarly, the Community Alert Schemes continued to increase and over 175 Schemes had been established by the end of 1985. It is hoped that the impetus given by the initial publicity to these Schemes will be maintained.


A significant development during the year was the completion of the installation of the Garda National Radio Network which was formally switched-on at Galway on the 20th February, 1986, by the Minister for Justice. It provides a sophisticated radio communications system to all Garda Divisions throughout the State. It also involves the provision of personal and car radio sets for all Gardai engaged in outdoor duties, so that at no time need a Garda be isolated in any part of the country.

A novel feature of the system is that members of the public in rural areas can contact the Gardai free of charge by the use of a special device installed outside all unattended Garda Stations. This facility is unique in Europe. The total investment to-date in the system is in the region of £11 million.

For the Gardai the new system will mean much greater efficiency in the transmission and exchange of information and in the utilisation of manpower and patrol cars. For the public it should mean a more efficient Garda Service - for example in terms of a quicker response by the Gardai to calls for assistance.

I place on record my appreciation of the co-operation received from Community Groups during the year, and, indeed, all those members of the public who actively helped or expressed their support.

Yours respectfully,



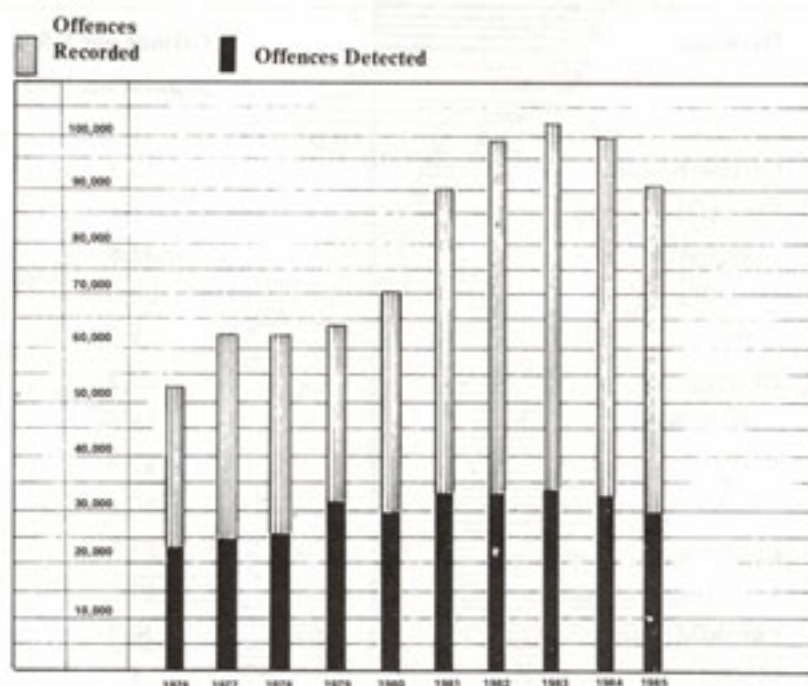
Commissioner

INDICTABLE OFFENCES

DIVISIONS OF THE GARDÁ SIOCHÁNA

Indictable offences which came to the notice of the Garda Síochána during the year ended 31st. December, 1985 numbered 91,285 as compared with 99,727 in the year ended 31st. December, 1984, a decrease of 8.5%.

OFFENCES RECORDED AND DETECTED 1976 - 1985



See Appendix 'A'

The figures for indictable offences are broken down in the following table:-

Indictable Offences	Offences Recorded		Change	Offences Detected	
	1985	1984		1985	1984
Offences Against the Person	2,348	2,331	+17 (0.7%)	1,884 (80.2%)	1,912 (82.0%)
Offences Against Property with Violence	37,185	41,003	-3,818 (9.3%)	10,180 (27.4%)	12,008 (29.3%)
Larcenies, etc.	51,354	55,945	-4,591 (8.2%)	17,427 (33.9%)	17,932 (32.1%)
Other Indictable Offences	398	448	-50 (11.2%)	304 (76.4%)	321 (71.7%)
Totals	91,285	99,727	-8,442 (8.5%)	29,795 (32.6%)	32,173 (32.2%)

In the Dublin Metropolitan Area (D.M.A.), 52,588 indictable offences were recorded, a decrease of (8.8%) on the figure for 1984. Of the total crimes recorded in the State 57.6% occurred in the D.M.A.

The D.M.A. has an estimated population of 1,017,897 based on the 1981 census of population, or 29.6% of the total population of the State.

CRIME RATE

Based on the 1981 Census of Population, the crime rate per 1,000 of the population was 26.5 with a rate of 51.7 in the D.M.A. and a rate of 16.0 outside the D.M.A. The following table shows the rate for each Division and the Dublin Metropolitan Area which is composed of 5 Divisions.

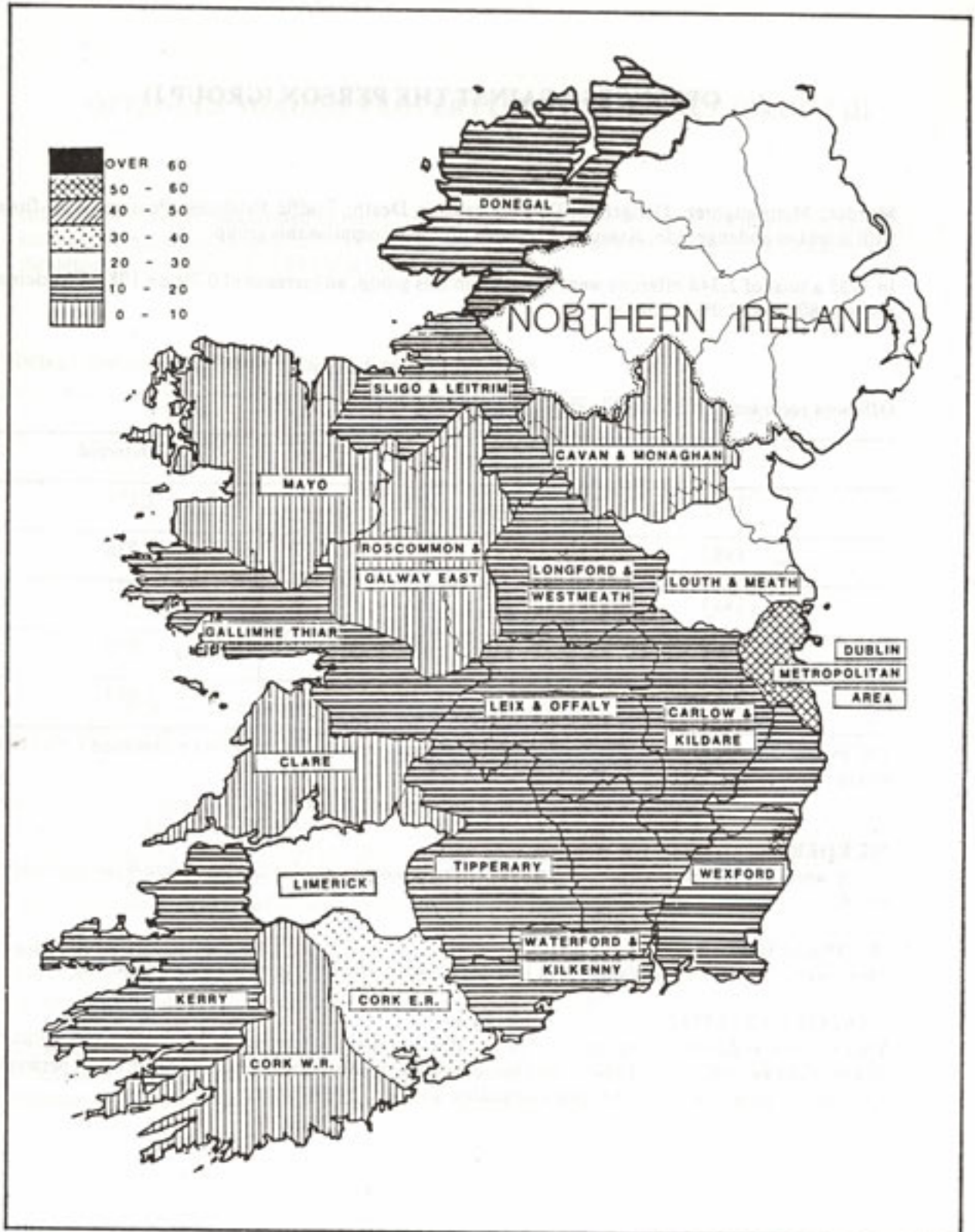
Division	Crimes per 1,000 population 1985
Carlow/Kildare	16.3
Cavan/Monaghan	7.3
Cork East	32.8
Cork West	8.0
Clare	8.1
Donegal	10.2
Galway West	15.6
Kerry	13.5
Leix/Offaly	10.1
Limerick	23.7
Longford/Westmeath	17.8
Louth/Meath	20.7
Mayo	5.3
Roscommon/Galway East	5.3
Sligo/Leitrim	15.4
Tipperary	15.0
Waterford/Kilkenny	12.0
Wexford	17.6
Dublin Metropolitan Area:	
— Northern	
— North Central	
— South Central	51.7%
— Southern	
— Eastern	

DETECTION OF CRIME

The overall detection rate in 1985 was 32.6% (32.2% in 1984). The detection rate varies from 80.2% in respect of Offences Against the Person to 27.4% in Offences Against Property with Violence.

The total number of indictable offences detected was 29,795. Proceedings were taken in 26,970 cases, and the remaining 2,825 cases (col. 17 of Indictable Offences table) include cases dealt with under the Juvenile Liaison Scheme.

DIVISIONS OF AN GARDA SÍOCHÁNA



Indictable Offences per 1,000 population by Garda Division - 1985

OFFENCES AGAINST THE PERSON (GROUP I)

Murder; Manslaughter; Dangerous Driving causing Death; Traffic Fatalities; Possession of firearms with intent to endanger life; Assault and related offences comprise this group.

In 1985 a total of 2,348 offences were recorded in this group, an increase of 0.7% on 1984. The detection rate was 80.2% (82.0% in 1984).

Offences recorded and detected in this Group 1981 - 1985

Year	Recorded	Detected
1981	2,478	2,174
1982	2,275	1,936
1983	2,306	1,912
1984	2,331	1,912
1985	2,348	1,884

The overall figure of 2,348 Offences Against the Person includes 781 (33.3%) committed in the D.M.A. where the detection rate was 60.8% (65.5% in 1984).

MURDER

There were 25 murders in 1985, seven (7) of which remain unsolved. There were 4 cases of attempted murder.

MANSLAUGHTER

There were 12 cases of manslaughter in 1985, four (4) of which arose out of traffic accidents.

TRAFFIC FATALITIES

There were 410 deaths arising from 377 fatal traffic accidents, a decrease of 55 deaths on the 1984 figure of 465. Four persons (14 in 1984) were charged with dangerous driving causing death and 4 persons (4 in 1984) were charged with dangerous driving causing serious bodily injury.

OFFENCES AGAINST PROPERTY WITH VIOLENCE (GROUP II)

Offences of burglary, aggravated burglary, robbery, arson and serious malicious damage to property are included in this group. A total of 37,185 offences were recorded in 1985, a decrease of 9.3% on 1984 and the detection rate was 27.4% (29.3% in 1984).

Offences recorded and detected in this Group, 1981 - 1985

Year	Recorded	Detected
1981	28,916	11,181
1982	36,460	12,006
1983	41,364	12,972
1984	41,003	12,008
1985	37,185	10,180

Of the total number of offences in this Group 20,382 (54.8%) were committed in the D.M.A. where the detection rate was 25.4% (27.6% in 1984).

ROBBERY AND AGGRAVATED BURGLARY

There were 1,847 robberies in 1985, a decrease of 31 on the previous year. Aggravated burglaries at 1,299 increased by 170 from 1129 in 1984. Firearms were used in 86 cases of robbery and 530 cases of aggravated burglary, an increase of 7 and 169, respectively, on the figures for 1984. These figures show an overall increase of 176 armed crimes compared to the previous year.

ARSON AND MALICIOUS DAMAGE

There were 2,988 cases of malicious damage of which 180 cases were arson; 1,514 (50.7%) were detected. In 1984 the total figure for arson was 189, showing a decrease for 1985 of 4.8%.

BURGLARY

Offences of burglary numbered 30,917 of which 7,801 (25.2%) were detected. In 1984, a total of 35,228 offences of this nature were recorded showing a decrease of 12.2% for 1985.

LARCENIES ETC. (GROUP III)

Larcenies, forgeries and frauds of various kinds comprise this group. In 1985, 51,354 such offences were recorded and this shows a decrease of 4,591 (8.2%) on the figure for 1984. A total of 17,427 (33.9%) of these offences were detected. In 1984 detections amounted to 32.1%.

Offences recorded and detected in this Group 1981 - 1985.

Year	Recorded	Detected
1981	57,642	19,089
1982	58,410	18,470
1983	58,283	18,479
1984	55,945	17,932
1985	51,354	17,427

The overall figure of 51,354 offences recorded in this Group, includes 31,233 (60.8%) committed in the D.M.A. where detections totalled 7,948 (25.4%). In 1984 detections in the D.M.A. totalled 8,357 (24%). The number of larcenies from unattended vehicles at 15,049 shows a decrease of 2,904 (16.2%) on the figure for the previous year.

OTHER INDICTABLE OFFENCES (GROUP IV)

This is a miscellaneous crime group in which 398 offences were recorded. A total of 304 (76.4%) of these offences were detected.

When compared with 1984, the overall figure shows an decrease of 50 (11.2%). Of the total number of offences recorded, 192 (48.2%) were committed in the D.M.A. and 144 (75.0%) of these were detected.

Offences recorded and detected in this Group 1981 - 1985

Year	Recorded	Detected
1981	364	310
1982	481	376
1983	434	336
1984	448	321
1985	398	304

CASES PENDING

There were 16,128 cases of indictable offences pending in the District Court and 685 cases were awaiting trial on 31st. December 1985, as compared with 15,530 cases pending in the District Court and 450 cases awaiting trial on 31st. December, 1984.

CONVICTED PERSONS 1985 (By Age Group)

A

Age groups of persons convicted, or against whom the charge was held proved and order made without conviction, in respect of crimes which were pending on 1st. January, 1985.

Under 14 years	14 and under 17 years	17 and under 21 years	21 years and over	Total
197	899	1,799	3,843	6,738

B

Age groups of persons convicted, or against whom the charge was held proved and order made without conviction, in respect of crimes which were committed during 1985.

Under 14 years	14 and under 17 years	17 and under 21 years	21 years and over	Total
189	780	2,337	5,216	8,522

TOTAL (A) and (B)

Under 14 years	14 and under 17 years	17 and under 21 years	21 years and over	Total
386	1,679	4,136	9,059	15,260

CONVICTED PERSONS 1981 - 1985

Age groups of persons convicted, or against whom the charge was held proved and order made without conviction, in years 1981 - 1985:-

Year	Under 14 yrs	14 and under 17 yrs	17 and under 21 yrs	21 yrs and over	Total
1981	1,133	3,465	5,960	9,511	20,069
1982	316	2,243	4,800	8,109	15,468
1983	442	2,172	5,899	9,634	18,147
1984	332	2,017	5,459	8,588	16,396
1985	386	1,679	4,136	9,059	15,260

Total number of persons and juveniles (under 17 years of age) convicted or against whom charge was held proved and order made without conviction in years 1981 - 1985.

Year	Total number of persons of all ages convicted	Juveniles (under 17 years) convicted
1981	20,069	4,598 (22.9%)
1982	15,468	2,559 (16.5%)
1983	18,147	2,614 (14.4%)
1984	16,396	2,349 (14.3%)
1985	15,260	2,065 (13.5%)

**INDICTABLE OFFENCES RECORDED AND DETECTED BY GARDA DIVISIONS AND FIVE PRINCIPAL CITY AREAS
— YEAR ENDED 31st DECEMBER 1985**

DIVISION	GROUP I Offences Against the person		GROUP II Offences Against Property with Violence		GROUP III Larcenies etc..		GROUP IV Other Indictable Offences		Total Indictable Offences	% variation on 1984 figures	No. of detections for 1985
	Rec.	Det.	Rec.	Det.	Rec.	Det.	Rec.	Det.			
Carlow/Kildare	102	97	1140	421	1234	760	12	12	2488	- 10.4	1290 (51.8%)
Cavan/Monaghan	26	19	353	157	381	180	8	7	768	+ 0.3	363 (47.3%)
Cork East	457	409	3764	1009	5067	2136	37	36	9325	- 6.4	3590 (38.5%)
Cork West	57	53	436	178	444	170	3	2	940	- 3.9	403 (42.9%)
Clare	18	16	277	125	401	213	11	11	707	- 8.8	365 (51.6%)
Donegal	70	57	581	220	603	292	17	8	1271	- 18.8	577 (45.4%)
DMA - Northern	176	129	4047	1156	4723	1576	18	18	8964	- 9.6	2877 (32.1%)
North Central	224	107	3658	891	10107	2873	86	62	14075	- 5.8	3933 (27.9%)
South Central	139	93	3582	1212	7737	1676	57	49	11515	- 11.8	3030 (26.3%)
Southern	180	99	5879	1281	6091	1256	23	16	12173	- 4.4	2652 (21.8%)
Eastern	62	47	3216	634	2575	567	8	1	5861	- 16.5	1249 (21.3%)
Galway West	46	40	767	187	997	462	5	3	1815	- 2.2	692 (38.1%)
Kerry	68	60	662	161	915	350	8	6	1653	- 1.7	577 (34.9%)
Leix/Offaly	66	63	411	129	619	260	6	6	1102	- 7.6	458 (41.6%)
Limerick	99	91	1691	485	2012	965	29	18	3831	- 20.5	1559 (40.7%)
Longford/Westmeath	61	58	654	204	928	505	1	1	1644	+ 3.5	768 (46.7%)
Louth/Meath	188	159	2055	528	2088	829	36	19	4367	- 8.3	1535 (35.1%)
Mayo	46	45	225	93	338	222	3	3	612	+ 6.4	363 (59.3%)
Roscommon/Galway East	32	31	231	112	321	174	-	-	584	- 23.0	317 (54.3%)
Sligo/Leitrim	51	45	375	80	851	639	-	-	1277	+ 4.4	764 (59.8%)
Tipperary	87	81	989	276	948	400	2	2	2026	- 6.4	759 (37.5%)
Waterford/Kilkenny	31	28	1045	304	827	391	5	3	1908	+ 3.9	726 (38.1%)
Wexford	62	57	1147	337	1147	531	23	23	2379	- 14.6	948 (39.8%)
TOTALS	2348	1884	37185	10180	51354	17427	398	304	91285	- 8.5	29795 (32.6%)
CITY AREAS											
Dublin Metropolitan	781	475	20382	5774	31233	7948	192	144	53588	- 8.8	13741 (26.1%)
Cork	348	306	2933	761	4069	1661	17	16	7367	- 7.7	2744 (37.2%)
Limerick	76	69	1420	415	1739	846	25	15	3260	- 17.8	1345 (41.3%)
Galway	23	18	559	95	768	339	3	1	1353	+ 0.1	453 (33.5%)
Waterford	16	15	476	123	351	208	2	-	845	+ 27.6	346 (40.9%)

INDICTABLE OFFENCES WHICH BECAME KNOWN TO THE GARDAI DURING THE YEAR ENDED 31st DECEMBER, 1985

(1) NATURE OF OFFENCES	(2) No. of Offences reported or known	(3) No. of Offences in which Criminal Proceedings were Commenced	(4) RESULT OF PROCEEDINGS IN CASES													(5) Number (by Sex and Age Groups) of Persons convicted or against whom the Charge was held proved and Order made without Conviction.																										
			(4) Informations refused	(6) Dealt with on Indictment and							(10) Committed for Trial and still awaiting Trial	(7) Dealt with Summarily and					(16) Still Pending in District Court	(17) Crimes for which the perpetrators were detected but for which no proceedings are shown.	(18) Under 14 Years		(19) 14 and under 17 years		(20) 17 and under 21 years		(21) 21 years and over		(22) Total															
				(5) Convicted	(6) Acquitted	(7) Found Insane & Incapable of Pleading	(8) Nolle Prosequi entered	(9) Adjourned Sine Die or otherwise disposed of	(11) Convicted	(12) Dismissed		(13) Charge proved & order made without Conviction	(14) Charge Withdrawn	(15) Adjourned Sine Die or otherwise disposed of	M	F			M	F	M	F	M	F																		
				GROUP I Offences Against The Person																																						
1. Murder (of persons aged above one year)	25	17		2					8																												3	3				
2. Murder (of infants aged one year and under)																																										
3. Infanticide																																										
4. Attempts to Murder	4	2													2	1																										
5. Threats, Conspiracy or Incitement to Murder	4	2		1											1																								1	1		
6. Manslaughter (other than Traffic Fatalities)	8	8		3											5																								3	3		
7. Manslaughter (Traffic Fatalities)	4	4		2					1						1																								1	1		
8. Dangerous Driving causing Death	6	4							1						3	2																										
9. Dangerous Driving causing serious bodily harm	4	3		1					4						1											1														1		
10. Wounding and Other Acts endangering life (Felonies)	102	71		6					3	10	1		1	1	40	1																			1	3		12	16			
11. Wounding and Other Acts endangering life (Gardaí on duty)	22	22								18	2				2																										6	11
12. Assault, wounding & other like offences (Misdemeanours)	1230	888	1	18				4	31	300	39	7	17	5	466	50	5																		11	3	82	6	203	8	318	
13. Assault, wounding & other like offences (Gardaí on duty)	505	481		11			1		9	228	17	5	7	5	200	5																				5	60	9	120	15	209	
14. Endangering Railway Passengers	1																																									

INDICTABLE OFFENCES WHICH BECAME KNOWN TO THE GARDAI DURING THE YEAR ENDED 31st DECEMBER, 1985

(1) NATURE OF OFFENCES	(2) No. of Offences reported or known	(3) No. of Offences in which Criminal Proceedings were Commenced	RESULT OF PROCEEDINGS IN CASES													Number (by Sex and Age Groups) of Persons convicted or against whom the Charge was held proved and Order made without Conviction.																									
			(4) Informations refused	Dealt with on Indictment and						(10) Committed for Trial and still awaiting Trial	Dealt with Summarily and					(16) Still Pending in District Court	(17) Crime for which the perpetrators were detected but for which no proceedings are shown.	(18)		(19)		(20)		(21)		(27) Total															
				(5) Convicted	(6) Acquitted	(7) Found Insane & incapable of Pleading	(8) Nolle Prosequi entered	(9) Adjourned Sine Die or otherwise disposed of	(11) Convicted		(12) Dismissed	(13) Charge proved & order made without Conviction	(14) Charge Withdrawn	(15) Adjourned Sine Die or otherwise disposed of	M			F	M	F	M	F	M	F																	
																									Under 14 Years		14 and under 17 years		17 and under 21 years		21 years and over										
GROUP I Offences Against The Person																																									
15. Intimidation and Molestation	9	6					1						1		4																										
16. Intimidation by threatening letters, notices, etc.	12	4							1				2		1																										
17. Cruelty to or neglect of children (on indictment)	1	1													1																										
18. Abandoning children under two years																																									
19. Child Stealing																																									
20. Procuring Abortion																																									
21. Concealment of Birth	1																																								
22. Unnatural Offences	40	33							5	10	1				17																										
23. Rape	73	31		3			2	6					2		18													1		1											
24. Indecent assault on females	178	106		4			2	2		32		1	4	1	60													5		3		28									
25. Defilement of Girls under 15 years	16	15								10				1	4													1		11		9									
26. Defilement of Girls between 15 and 17 years	13	7		1						3					3																	3									
27. Incest	19	14							3						11																										
28. Prostitution																																									

INDICTABLE OFFENCES WHICH BECAME KNOWN TO THE GARDAI DURING THE YEAR ENDED 31st DECEMBER, 1985

NATURE OF OFFENCES (1)	No. of Offences reported or known (2)	No. of Offences in which Criminal Proceedings were Commenced (3)	RESULT OF PROCEEDINGS IN CASES												Still Pending in District Court (16)	Crime for which the perpetrators were detected but for which no proceedings are shown. (17)	Number (by Sex and Age Groups) of Persons convicted or against whom the Charge was held proved and Order made without Conviction.										
			Informations refused (4)	Dealt with on Indictment and (5) (6) (7) (8) (9)					Committed for Trial and still awaiting Trial (10)	Dealt with Summarily and (11) (12) (13) (14) (15)							(18)		(19)		(20)		(21)		(22)		
				Convicted	Acquitted	Found Insane & incapable of Pleading	Nolle Prosequi entered	Adjourned Sine Die or otherwise disposed of		Convicted	Dismissed	Charge proved & order made without Conviction	Charge Withdrawn	Adjourned Sine Die or otherwise disposed of			Under 14 Years	14 and under 17 years	17 and under 21 years	21 years and over	Total						
																						M	F	M		F	M
GROUP I Offences Against The Person																											
29. Abduction	2	2						1				1															
30. Bigamy	2	1												1	1												
31. Kidnapping																											
32. Possession of Firearms with intent to endanger life	11	11			1			1	1	1				7										1	1		
33. Possession of Firearms while taking vehicle without authority	9	3						1						2													
34. Use of Firearms to resist arrest or aid escape	1	1						1																			
35. Possession of Firearms or ammunition in suspicious circumstances	29	25			1					5				19			2							4	6		
36. Carrying Firearms with Criminal Intent	17	13						1	3					9										3	3		
TOTAL GROUP I	2348	1775	1	53	1	6	4	76	618	61	13	35	13	894	109	5	30	4	167	15	400	23	644				

INDICTABLE OFFENCES WHICH BECAME KNOWN TO THE GARDAI DURING THE YEAR ENDED 31st DECEMBER, 1985

NATURE OF OFFENCES (1)	No. of Offences reported or known (2)	No. of Offences in which Criminal Proceedings were Commenced (3)	RESULT OF PROCEEDINGS IN CASES													Crimes for which the perpetrators were detected but for which no proceedings are shown. (17)	Number (by Sex and Age Groups) of Persons convicted or against whom the Charge was held proved and Order made without Conviction.									
			Informations refused (4)	Dealt with on Indictment and (5) (6) (7) (8) (9) (10)							Still Pending in District Court (16)	Dealt with Summarily and (11) (12) (13) (14) (15)					(18)		(19)		(20)		(21)		(22) Total	
				Convicted	Acquitted	Found Insane & incapable of Pleading	Nolle Prosequi entered	Adjourned Sine Die or otherwise disposed of	Committed for Trial and still awaiting Trial	Convicted		Dismissed	Charge proved & order made without Conviction	Charge Withdrawn	Adjourned Sine Die or otherwise disposed of		Under 14 Years	14 and under 17 years	17 and under 21 years	21 years and over						
																					M	F	M	F		M
GROUP II Offences against property with violence																										
37. Burglary	30917	7116	3	262	2		4	4	117	1859	106	57	84	40	4578	685	59	6	342	8	779	19	800	47	2060	
38. Aggravated Burglary	1299	317		13	1				42	37			1		223	2			3		14	1	21		39	
39. Robbery	1761	415	1	6	2			1	20	96	5	1	1	1	311	5			6		20		32	2	60	
40. Robbery with Arms	86	18		1					3	2					12						1		2		3	
41. Assaulting dwelling house (by firing shots into them or by use of explosives)	4																									
42. Threatening to publish or publishing with intent to extort																										
43. Arson	181	66		5					8	6			3		44	8					1	1	7		9	
44. Killing and Maiming Cattle	5	1													1											
45. Malicious damage to Schools	149	62		3					1	9				1	48	18	3		3		8				14	
46. Other malicious injury to property	2659	1213		31			3		68	424	21	11	10	4	641	147	5		43	2	222	9	160	10	451	
47. Causing an explosion likely to endanger life or damage property	7	2													2											
48. Attempting to cause an explosion																										
49. Possession of explosive substances	5	5		2							1				2								3		3	
50 Making of Explosives																										

INDICTABLE OFFENCES WHICH BECAME KNOWN TO THE GARDAI DURING THE YEAR ENDED 31st DECEMBER, 1985

NATURE OF OFFENCES (1)	No. of Offences reported or known (2)	No. of Offences in which Criminal Proceedings were Commenced (3)	No. of Informations refused (4)	RESULT OF PROCEEDINGS IN CASES											Still Pending in District Court (16)	Crime for which the perpetrators were detected but for which no proceedings are shown. (17)	Number (by Sex and Age Groups) of Persons convicted or against whom the Charge was held proved and Order made without Conviction.											
				Dealt with on Indictment and (5)							Dealt with Summarily and (11)							(18)		(19)		(20)		(21)		(22)		
				Convicted (5)	Acquitted (6)	Found Insane & incapable of Pleading (7)	Notre Proven entered (8)	Adjourned Sine Die or otherwise disposed of (9)	Committed for Trial and still awaiting Trial (10)	Convicted (11)	Dismissed (12)	Charge proved & order made without Conviction (13)	Charge Withdrawn (14)	Adjourned Sine Die or otherwise disposed of (15)			M (18)	F (18)	M (19)	F (19)	M (20)	F (20)	M (21)	F (21)				
GROUP III Larcenies, Etc.																												
55. Larceny from The Person	5373	676		13	1			1	2	126	6	6	3	12	506	23		2	6	1	42	3	54	6	114			
56. Larceny of Motor Vehicles and Accessories	2306	184		2	1				7	54	3	3	4	1	109	25			3		29		25	1	58			
57. Larceny of Pedal Cycles	1157	251		2					4	60	6	3	1		175	81			13		20		25	2	60			
58. Larceny from Unattended Vehicles	15049	1567	1	31	1				17	340	20	10	15	6	1126	156	6		59	4	152	3	108	2	334			
59. Other Larcenies	20565	6972	4	109	7		1	7	121	2081	139	173	63	32	4235	1405	60	38	141	62	376	214	849	505	2245			
60. Embezzlement	140	135		4					14	41	1	1	11		63	1					17		26	2	45			
61. Obtaining of Goods by false pretences	1618	1428		37			1		26	807	16	4	3	4	530	15				4	9	2	704	64	763			
62. Other Frauds	1177	1072		11					18	431	4	3	2		603	14					20	2	374	20	416			
63. Forgery and Uttering	2789	2186		46	10			5	101	899	19	17	10	4	1075	66			8	20	70	17	548	149	812			
64. Receiving Stolen Goods	1104	1058		46	17				13	235	37	3	15	2	690	46	1	1	11		61	6	139	17	236			
65. Post Office Act - Offences Against	70	61		1					1	14					45	2				1	1		13		15			
66. Coinage Acts - Offences Against	7	3													3													
TOTAL GROUP III	51354	15593	5	302	37		2	13	324	5088	251	223	127	61	9160	1834	67	41	241	92	797	247	2855	766	5118			

INDICTABLE OFFENCES WHICH BECAME KNOWN TO THE GARDAI DURING THE YEAR ENDED 31st DECEMBER, 1985

(1) NATURE OF OFFENCES	(2) No. of Offences reported or known	(3) No of Offences in which Criminal Proceedings were Commenced	(4) Informations refused	RESULT OF PROCEEDINGS IN CASES							(16) Still Pending in District Court	(17) Crimes for which the perpetrators were detected but for which no proceedings are shown.	Number (by Sex and Age Groups) of Persons convicted or against whom the Charge was held proved and Order made without Conviction.												
				Dealt with on Indictment and				Dealt with Summarily and					(18) Under 14 Years		(19) 14 and under 17 years		(20) 17 and under 21 years		(21) 21 years and over		(22) Total				
				(5) Convicted	(6) Acquitted	(7) Found Insane & incapable of Pleading	(8) Nolle Prosequi entered	(9) Adjourned Sine Die or otherwise disposed of	(10) Committed for Trial and still awaiting Trial	(11) Convicted			(12) Dismissed	(13) Charge proved & order made without Conviction	(14) Charge Withdrawn	(15) Adjourned Sine Die or otherwise disposed of	M	F	M	F		M	F	M	F
																					M				
GROUP IV Other Indictable Offences																									
67. Official Secrets Act																									
68. Treason Act 1939 – Offences Against																									
68. Offences Against The State Act 1939 – (Breaches of	1																								
70. Riot or Unlawful Assembly	2	2						1	1											2	2				
71. Indecent Exposure (Public Indecency)	37	26							7		1	1			17	4			1	5	6				
72. False Imprisonment	37	16			1				5	1	1				8				2	5	7				
73. Public Mischief	20	14								6	1				7	1			2	3	1	6			
74. Conspiracy	9	9											1		8										
75. Other Indictable Offences	292	222	1	17				1	18	63	1	3	2		116	10	2	3	15	1	50	3	74		
TOTAL GROUP IV	398	289	1	18				1	24	78	2	5	4		156	15	2	5	18	1	65	4	95		
GRAND TOTALS	91285	26970	11	699	43		15	24	685	8217	452	311	265	120	16128	2825	142	47	674	106	2044	293	4362	854	8522

VALUE OF PROPERTY STOLEN AND RECOVERED IN 1985

Table showing:- (1) Offences against property with violence (lines 37 to 40, inclusive, of the table of indictable offences for 1985)
 (2) Larcenies etc. offences against property without violence (lines 55 to 59, inclusive, of table of indictable offences for 1985)

	Less than £10	£10 and less than £50	£50 and less than £100	£100 and less than £200	£200 and less than £300	£300 and less than £400	£400 and less than £500	£500 and less than £1,000	£1,000 and less than £5,000	£5,000 and over	Total No. of crimes	Total value of property stolen	Total value of property recovered	Total No. of cases in which no property was stolen
(1) No. of offences against property with violence	1,524	4,548	3,500	4,268	2,653	1,797	1,507	4,272	3,653	506	28,228	£ 18,740,064	£ 1,354,618	5,835
(2) No. of larcenies etc.	3,991	11,813	7,975	8,218	3,873	1,905	1,148	2,523	1,867	350	43,663	£ 12,425,246	£ 1,310,365	786

TOTAL VALUE OF PROPERTY STOLEN

1985 £31,165,310
 1984 £34,474,252

TOTAL VALUE OF PROPERTY RECOVERED

£2,664,983 (8.5%)
 £2,572,524 (7.5%)

Age Analysis of Murdered Persons — 1985

Age in years	0-9	10-14	15-16	17-20	21-29	30-64	65-74	75-99
No of persons	—	—	1	1	9	11	1	2

Murders Recorded and Detected in 1985 by Divisions

Division	Recorded	Detected
Carlow/Kildare	—	—
Cavan/Monaghan	1	1
Cork East	3	2
Cork West	—	—
Clare	—	—
Donegal	—	—
Dublin Metropolitan Area		
— Northern	2	2
— North Central	1	1
— South Central	2	1
— Southern	2	2
— Eastern	2	1
Galway West	—	—
Kerry	—	—
Leix/Offaly	—	—
Limerick	2	1
Longford/Westmeath	—	—
Louth/Meath	6	4
Mayo	1	1
Roscommon/Galway East	—	—
Sligo/Leitrim	—	—
Tipperary	—	—
Waterford/Kilkenny	1	—
Wexford	2	2
TOTALS	25	18

The following are details of Undetected Murders

- (1) In 1984 the remains of a man were found in a bog in Co. Louth. Post Mortem examination revealed that he had died from a bullet wound. He had been missing since 1981.
- (2) On the 21st December, 1984, the body of a woman was located at Loughmearas, Dummora, Kilkenny. Post Mortem examination showed the cause of death as strangulation, probably manually. Deceased was missing from home since 21/10/84.
- (3) On 14th January, 1985, the body of a woman, in a state of decay, was found in her home near Limerick City. The cause of death was strangulation.
- (4) On 23rd March, 1985, the body of a man was found in a sleeping bag at Killnagloy, Ballincollig, Co. Cork. Post Mortem examination showed death was caused by a bullet wound in the head.
- (5) On the 20th August, 1985, the body of a man was found in a bedroom at his residence at Donnybrook, Co. Dublin. He died from gunshot wounds.
- (6) On the 9th September, 1985, the body of a man was found at Kinneyswill Road, Killeen, Newry, Co. Down. His arms and hands were bound and he had been shot twice with a shotgun. Investigations revealed that he was shot in Co. Louth.
- (7) On the 28th November, 1985, the body of a woman was found in an upstairs bedroom of her home at Sandycove, Co. Dublin. She had severe head injuries.

**ANALYSES OF AGGRAVATED BURGLARIES WHERE FIREARMS WERE USED AND ARMED ROBBERIES –
LINES 38 AND 40 TABLE OF INDICTABLE OFFENCES – 1985**

	House/ Flat	Bank	P.O.	Betting Office	Licensed Premises	Chemist Shop	Shop/ Stall	Garage	Factory/ Store	Hospital	Office	Public Bldg.	Railway Stn.	School	Hotel	Petrol Stn.	Street/ Road	Other	TOTAL
Carlow/Kildare			1				1		1		1					2	4		10
Cavan/Monaghan							1									1	1		3
Clare																			-
Cork East		1			1		2	2	1								3	2	12
Cork West																			-
Donegal	2			1	1		1									1	1		7
DMA - Northern	9	3	4	3	4		11	3	2		8		2	1	1	7	29	7	94
North Central	3	4	1	1	16	2	13	3	5	1	8	2	2		2	2	9	16	89
South Central	1	13	3	7	47	1	40		6		15		4			3	9	18	167
Southern	9	11	11	5	4	4	22	3	9		8			1		11	18	18	134
Eastern	5	3	4		6	1	5	1			1	1				5	5	3	40
Galway West	1																	1	2
Kerry	1						1												2
Leix/Offaly			1				1												2
Limerick			1				2				1						1	3	8
Longford/Westmeath			1																1
Louth/Meath	6	1	5		2		5								1	4	4	5	35
Mayo											2								-
Roscommon/Galway East	1																		1
Sligo/Leitrim																			-
Tipperary		1	1				1									1	1		5
Waterford/Kilkenny	1																		1
Wexford			1		1												1		3
TOTALS	39	37	34	17	82	8	106	12	24	1	44	3	8	2	4	37	86	72	616

CASH ANALYSIS OF AGGRAVATED BURGLARIES WHERE FIREARMS WERE USED AND ARMED ROBBERIES – 1985

Up to €99.99	4		3		11	4	31	5	2		1	1				19	15	8	104
£100 to £499.99	7		3	6	41	2	38	5	4		9		2			14	15	15	161
£500 to £999.99	2	3	3	5	11		8		4		2			1	1	1	8	12	61
£1000 to £4999.99	6	14	12	3	5		8	1	4		25	1	2	1	1	3	19	23	128
£5000 +	7	16	7		5		8	1	8	1	4	1	2				18	8	86
Nothing taken.	13	4	6	3	9	2	13		2		3		2		2		11	6	76
TOTALS	39	37	34	17	82	8	106	12	24	1	44	3	8	2	4	37	86	72	616

ARMS, AMMUNITION, EXPLOSIVES SEIZED BY THE GARDAÍ DURING THE YEAR 1985

During the year 1985, the following quantities of arms, ammunition, explosives, etc., illegally held, were seized by the Gardaí from various sources.

167	Firearms (including rifles, shotguns, machineguns, pistols, revolvers, etc).
10,786	Rounds of ammunition (assorted).
655	Shotgun cartridges.
70	Detonators.
47	Magazines for firearms.
5	Hand grenades
50	Lbs. of explosives
16	Bombs of various types

In addition to the above, quantities of cordtex, detonating fuse wire and bell wire were seized, together with component parts of firearms, assorted bomb-making material and explosive items, as well as timing devices and walkie-talkie sets.

SCENES OF CRIME EXAMINATION

During the year, the Scenes of Crime Examiners from the Fingerprint Section of the Technical Bureau attended the scenes of 22,149 crimes, compared with 26,199 during the previous year. Fingermarks from the scenes of 5,962 crimes were received at Fingerprint Section from Scenes of Crime Examiners throughout the country. In 1,664 instances, the fingermarks of culprits were identified compared with 1,646 identifications in 1984. 1,037 scenes of crime were visited by members attached to Ballistics Section compared with 1,174 scenes visited during the previous year.

FORENSIC SCIENCE

In 1985 the Forensic Science Laboratory received 3,458 full cases. Of these 1,588 were drug cases and 1,870 other cases covering hit-and-run accidents, murder, rape, fires, armed robberies, explosives, etc. There was a total of 24,071 separate items brought for analysis. There were 118 cases involving the use of firearms and 45 cases involving explosive substances.

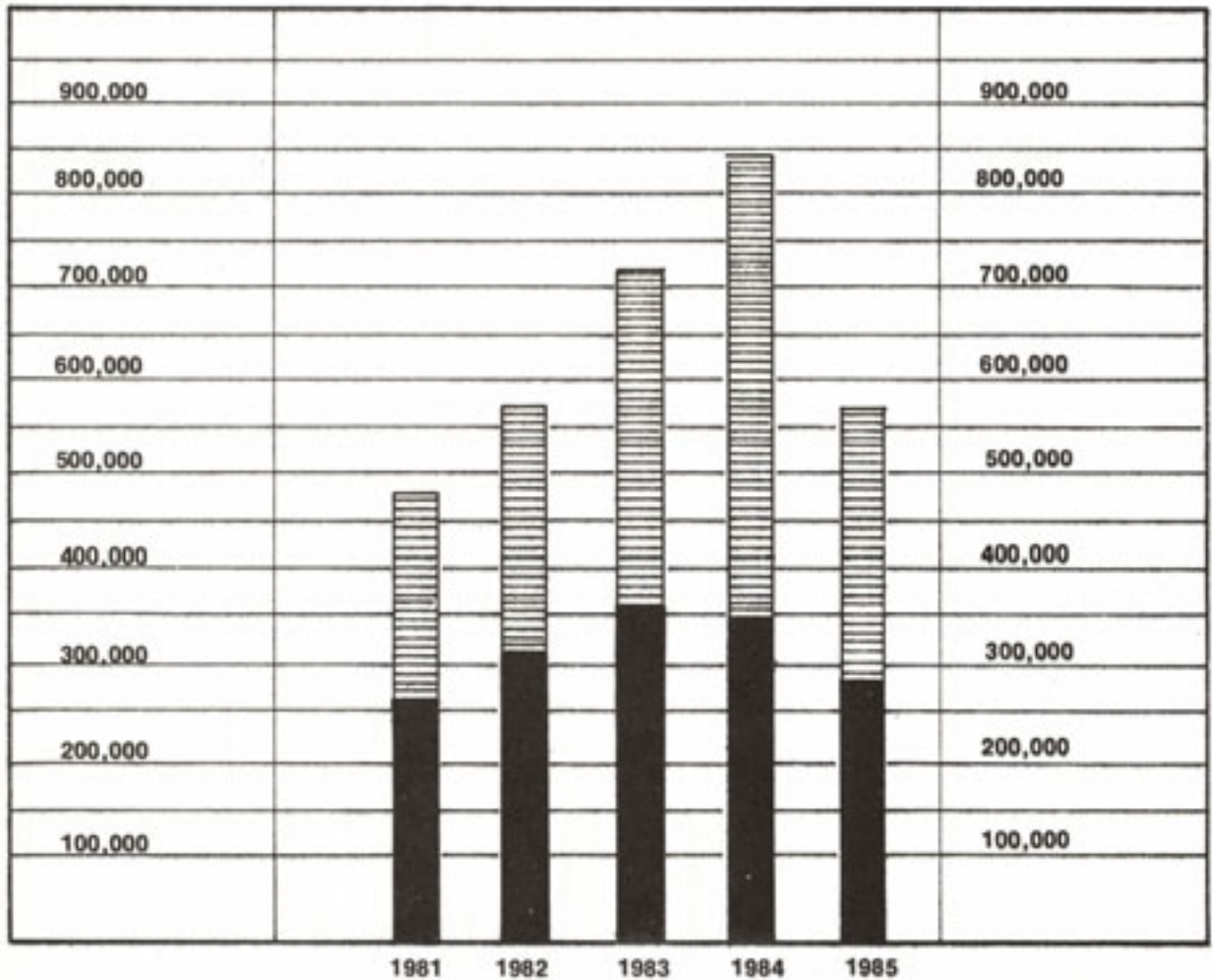
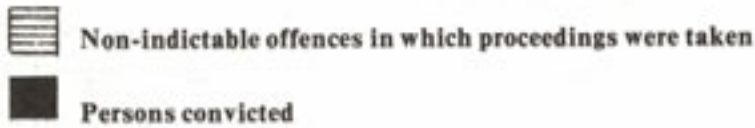
MISSING PERSONS

During the year 1,162 persons were reported missing. At the end of the year 44 persons were still not traced.

DOG HANDLERS

Overall there are 15 dogs on allocation - 9 German Shepards and 6 Labradors. 7 of the German Shepards are used for general patrol and tracking while the remaining 2 are used in explosive searches. 5 of the Labradors are trained for drug searching while the remaining dog is used for explosive searching. Dogs were used in 110 searches for explosives and 73 searches for drugs. During the year a total of 295 arrests were made by dog handlers with dogs.

NON-INDICTABLE OFFENCES



See Appendix 'B'

Non-Indictable Offences — Proceedings and persons convicted in Year 1985

OFFENCES (1)	No of Offences in which proceedings were taken (2)	Charges withdrawn or dismissed (3)	Number of convictions (4)	Charges proved and order made without convictions (5)	Adjourned or otherwise disposed of (6)	No of persons convicted or against whom charge was held proved or order made without conviction (7)
1. (a) Assaults	5891	1221	3353	382	935	3409
(b) Assaults (Gardai on duty)	970	108	704	38	120	699
2. Cruelty to animals	153	24	114	1	14	88
3. (a) Dogs, Offences in relation to Licensing of (Finance Act, 1925)	844	83	687	57	17	652
(b) Dogs Order, 1966 (wearing of dog collars, etc.)	120	17	84	7	12	76
(c) Dogs, Protection of Livestock Act, 1960 (dogs worrying livestock)	73	10	59	2	2	52
4. School Attendance Act, 1926, Offences Against	110	7	87	8	8	91
5. Traffic Acts, Offences against:						
(a) Lighting Regulations — Pedal Cycles (i) No front lamp	1016	133	563	147	173	634
(a) Lighting Regulations — Pedal Cycles (ii) No rear lamp	788	78	415	159	136	325
(a) Lighting Regulations — Pedal Cycles (iii) No reflector	456	52	206	102	96	190
(b) Lighting Regulations — M.P.V.	21338	2556	13452	3433	1897	10095
(c) Lighting Regulations — Animal-drawn vehicles	22	—	16	6	—	18
(d) Licences — Driving	80380	22099	34244	13229	10808	28333
(e) Obstruction	1619	211	1228	75	105	1208
(f) Dangerous Parking	337	42	254	8	33	248
(g) Road Traffic General Bye-Laws, 1964	5245	713	2815	781	936	2834
(h) Local Bye-Laws	60013	3118	45630	2684	8581	43999
(i) Dangerous and Careless Driving	10925	2186	6669	573	1497	6613
(j) Compulsory Insurance	85540	26089	38926	8667	11858	36474
(k) Drink and Driving:						
(i) Driving or attempting to drive M.P.V. while drunk	803	244	526	—	33	522
(ii) Being in charge of M.P.V. while drunk	83	19	61	—	3	61
(iii) Driving or attempting to drive M.P.V., blood/urine/alcohol concentration above prescribed limit	6055	262	4944	—	849	4942
(iv) Being in charge of M.P.V., blood/urine/alcohol concentration above prescribed limit	268	25	220	—	23	220
(v) Refusing to provide preliminary specimen of breath	326	55	236	5	30	225
(vi) Refusing to provide or permit taking of blood/urine specimen at Garda Stations	684	64	528	2	90	521

Non-Indictable Offences — Proceedings and persons convicted in Year 1985

OFFENCES	No of Offences in which proceedings were taken	Charges withdrawn or dismissed	Number of convictions	Charges proved and order made without convictions	Adjourned or otherwise disposed of	No of persons convicted or against whom charge was held proved or order made without conviction
(1)	(2)	(3)	(4)	(5)	(6)	(7)
(l) Driving or attempting to drive or being in charge of animal-drawn vehicle while drunk.....	1	—	1	—	—	1
(m) Driving or attempting to drive pedal cycle while drunk.....	13	1	9	—	3	9
(n) Exceeding speed limit — (i) Built-up area.....	9441	390	7881	982	188	8242
Exceeding speed limit — (ii) Special.....	2522	109	2183	133	97	2033
Exceeding speed limit — (iii) Ordinary.....	1052	62	933	29	28	934
Exceeding speed limit — (iv) General.....	3234	121	2943	107	63	2875
(o) Driving dangerously defective M.P.V.....	1945	438	663	357	487	636
(p) Other offences.....	19003	4152	11433	2261	1157	9387
(q) Construction Equipment and Use of Vehicles Regulations, 1963.....						
Construction Equipment — (i) Defective tyres.....	9564	923	6500	1138	1003	4873
Construction Equipment — (ii) Defective steering.....	86	10	67	7	2	50
Construction Equipment — (iii) Defective brakes.....	1080	96	831	86	67	746
Construction Equipment — (iv) Other Offences.....	24902	3413	15766	3048	2675	11918
6. (a) Taking M.P.V. without authority.....	2022	231	1338	156	297	1376
(b) Unauthorised interference with mechanism of M.P.V.....	1672	255	1040	142	235	1150
(c) Taking possession of pedal cycle without consent.....	138	18	109	4	7	104
7. Road Transport Acts.....	2991	539	1659	412	381	1515
8. Roads Act and Finance Acts — Excise Licence.....	160610	37810	83206	17362	22232	73433
9. Intoxicating Liquor Laws — Offences against:						
(a) Illegally on Licensed Premises during closing hours.....	10908	515	9906	18	469	9894
(b) Drunkenness, Simple.....	1747	136	1412	109	90	1402
(c) Drunkenness with aggravation.....	4118	388	3104	275	351	3132
(d) Offences by Licensed Persons (or their Servants) against closing Regs.....	2322	627	1382	77	236	1323
(e) Other Offences by Licensed Persons (or their Servants).....	142	39	86	7	10	82
(f) Supplying or selling drink to persons under 18 years.....	22	10	9	—	3	4
(g) Offences in connection with Registered Clubs.....	49	8	39	—	2	38
(h) Other offences against Intoxicating Liquor Laws.....	403	66	298	6	33	283

Non-Indictable Offences – Proceedings and persons convicted in Year 1985

OFFENCES (1)	No of Offences in which proceedings were taken (2)	Charges withdrawn or dismissed (3)	Number of convictions (4)	Charges proved and order made without convictions (5)	Adjourned or otherwise disposed of (6)	No of persons convicted or against whom charge was held proved or order made without conviction (7)
10. Labour Laws – Offences against	7	—	7	—	—	5
11. Malicious Damage to Animals, Fences, etc.	2126	286	1338	203	299	1411
12. Police Regulations, Offences against:						
(a) Dublin Metropolitan Police Acts	2609	283	1481	345	500	1612
(b) Summary Jurisdiction (Ireland) Act, 1851	453	60	206	90	97	228
13. Prostitution	3	—	3	—	—	3
14. Living on earnings of prostitute	—	—	—	—	—	—
15. Revenue Laws, Offences against	151	40	88	5	18	62
16. Stealing, Receiving or Possessing Stolen Property (not the subject of larceny at Common Law)	339	30	200	67	42	218
17. Street Trading Acts – Offences against	1790	273	521	366	630	449
18. Vagrancy Acts – Offences against:						
(a) Begging	117	21	85	5	6	89
(b) Other Offences	279	34	143	37	65	147
19. Wireless Telegraphy Act, 1926 – Offences against	40	—	40	—	—	39
20. Firearms Acts – Offences against	256	19	208	9	20	212
21. Explosives – Offences in relation to	14	1	11	—	2	11
22. Misuse of Drugs Act, 1977:						
(a) Unlawful possession of controlled drugs; Section 3	840	66	524	64	186	537
(b) Unlawful possession of controlled drugs with intent to supply; Sec. 15.	211	19	94	12	86	99
(c) Importation of controlled drugs	6	—	5	—	1	5
(d) Cultivation of controlled drugs	28	2	13	3	10	15
(e) Allowing premises etc. to be used	25	1	13	2	9	12
(f) Possession of forged prescription	43	3	32	4	4	31
(g) Forging a prescription	37	4	29	2	2	33
(h) Attempts etc. and miscellaneous offences, Section 21	45	1	25	4	15	29
(i) Other offences	34	6	17	2	9	16
23. Offences under Juries Act, 1976	397	67	199	74	57	261
24. Other Offences	12,780	2280	8312	1057	1131	7252
TOTAL	566,676	113,269	322,413	59,433	71,561	290,745

**NON-INDICTABLE OFFENCES BY DIVISION
YEAR ENDED 31st. DECEMBER, 1985**

Division	Total No. of offences in which proceedings were taken
Carlow/Kildare	24,677
Cavan/Monaghan	18,244
Cork East	54,649
Cork West	10,071
Clare	9,799
Donegal	12,623
D.M.A.	256,772
Galway West	13,668
Kerry	13,936
Leix/Offaly	16,890
Limerick	24,445
Longford/Westmeath	11,752
Louth/Meath	29,283
Mayo	9,708
Roscommon/Galway East	8,828
Sligo/Leitrim	7,555
Tipperary	15,225
Waterford/Kilkenny	16,245
Wexford	12,306
TOTAL	566,676

The following table shows a breakdown of the principal offences for which proceedings were taken.

Type of offences	Number of offences in which proceedings were taken
Highway Acts (Road Traffic Acts, Road Transport Acts and Roads Act)	516,174
Intoxicating Liquor Laws	19,711
Assaults	6,861
School Attendance Act	110
Dog Acts	1,037
Malicious Damage	2,126
Street Trading Acts	1,790
Vagrancy Acts	396
Drug Offences	1,269
Dublin Metropolitan Police Acts	2,609
Prostitution	3
Other	14,590

NEIGHBOURHOOD WATCH AND COMMUNITY ALERT

The implementation of both these programmes was successfully furthered during the year. Neighbourhood Watch is a community based crime prevention programme by which a local community acts as "the eyes and ears" of local Gardai. Members of a scheme come together to encourage each other in the implementation of crime prevention measures in respect of their own homes and agree to keep an eye on the homes of their neighbours. They are also encouraged to report promptly any strange or suspicious happenings in their neighbourhoods. Community Alert is a similar type of programme for rural areas but is directed primarily at the care and protection of the elderly, especially those residing in remote areas. Community Alert was originated by Muintir na Tire, who have thus shown commendable initiative in the encouragement of crime prevention measures.

At the end of 1985, 29,600 households, mostly in the Dublin area, were members of Neighbourhood Watch schemes, and over 175 Community Alert schemes had been established throughout the country.

JUVENILE LIAISON SCHEME

The Juvenile Liaison Scheme (by which first-time offenders under 17 years, are, in accordance with certain conditions, cautioned instead of being prosecuted), continue to assist young people who otherwise might well start a criminal career. The Juvenile Liaison Officers' brief is wider than the immediate supervision of first-time offenders and they continue their general involvement in community affairs, especially where juveniles are concerned.

The following tables show the activities of the scheme since its inception in 1963, and for 1985, respectively:

Particulars		D.M.A.	All other Divisions	TOTAL
Juveniles admitted to the Scheme since its inception in 1963	Boys	10,615	11,721	22,336
	Girls	1,821	2,141	3,962
	TOTALS	12,436	13,862	26,298
Recidivists		1,374	1,318	2,692
Cases closed, subject 17 years of age		5,309	5,452	10,761
Cases closed, supervision withdrawn after 2 years		4,182	4,232	8,414
Number of visits to homes of delinquents		160,280	169,250	329,530
Visits to Boys' Clubs		23,816	36,592	60,408
Lectures and Meetings		11,033	27,703	38,736

During 1985, 3,000 juveniles were admitted to the scheme (2,480 boys and 520 girls).

Particulars		DMA	All other Divisions	TOTAL
	Juveniles admitted during 1985	Boys Girls	949 206	1,531 314
	TOTALS	1,155	1,845	3,000
Recidivists		224	133	357
Cases closed, subject 17 years of age		409	613	1,022
Cases closed, supervision withdrawn after 2 years		335	700	1,035
Visits to delinquents' homes		8,909	14,150	23,059
Visits to Boys' Clubs		1,452	2,684	4,136
Lectures and Meetings		885	6,532	7,417

SUB-AQUA UNIT

The Garda Sub-Aqua Unit was established in 1966 to carry out searches for:

- Bodies of victims of crime or drowning accidents.
- Weapons used in the commission of crime or other evidence of crime deposited in water.

The Unit carried out 21 search operations during the year in connection with the investigation of crime. Resulting from 42 underwater search operations, the Unit recovered 29 bodies.

THE EMERGENCY 999 SERVICE

During the year 182,057 emergency 999 calls were received by the Garda: 144,841 calls at the Communications Centre, Dublin Castle; 24,780 at the Communications Room, Union Quay, Cork City; 4,057 calls at the Communications Room, Henry Street, Limerick; 3,648 calls at Eglinton Street Station, Galway City; 1,988 calls at the Communications Room, Waterford; 1,542 calls at the Communications Room, Dundalk; 931 calls at the Communications Room, Letterkenny, and 270 calls at the Communications Room, Portlaoise.

STOLEN MOTOR VEHICLE INVESTIGATION UNIT

This Unit which operates for the whole country is based in Dublin. Close liaison is maintained with similar units in other countries and this co-operation has led to the recovery of many stolen vehicles. During the year 1,546 vehicles were recorded as stolen. 1,244 of the vehicles stolen were motor cars while the remaining 470 vehicles consisted of motor cycles, scooters, lorries, van, etc.

ROAD TRAFFIC

There were 377 fatal traffic accidents during the year resulting in the deaths of 410 persons. These figures show a decrease of 55 in the numbers killed and 57 in the number of accidents compared to the figures for the previous year.

GARDA COMMUNITY RELATIONS

The Garda Community Relations Section administers community relations programmes throughout the country. The principal ones are the Crime Prevention Advisory Service; Juvenile Liaison Scheme; Neighbourhood Watch; Community Alert and Garda Patrol (the television crime information programme). Each Garda division has its own community relations and juvenile liaison officers who organise and administer programmes.

CRIME PREVENTION

Each division provides a Crime Prevention Advisory Service. Business-men, shop-keepers and others can have a security survey carried out free of charge on their premises, which will advise them on appropriate measures which can be taken in order to make their property less vulnerable to criminal attack. Other activities of the service include the mounting of crime prevention exhibitions; distribution of literature; provision of advice and guidance through the media as well as through lectures and talks to community groups. The weekly television programme "Garda Patrol", which celebrated 21 years of continuous running during 1985, has played an important role here in seeking and obtaining valuable information which has helped in the detection of crime. During the year 5,939 security surveys were undertaken and lectures were provided in 689 cases.

PUBLIC RELATIONS AND PRESS OFFICE

The year 1985 saw a significant expansion of the Office. Additional staff was provided, thus enabling the office to open seven days a week, from 7.30 a.m. to 11 p.m., each day. During these hours numerous queries from radio, television and newspaper interests, both in Ireland and abroad, were attended to.

Every effort was made to provide members of staff at locations of particular interest, e.g. the Air India disaster, the funeral of the late Sgt. Patrick Morrissey and presentation of Scott Medal ceremonies.

During the year under review numerous career lectures, exhibitions and functions were attended by staff of the office and articles designed to project the image of the Force were contributed to newspapers and magazines.

Meetings to promote greater understanding between the Office and media management were also held during the year.

MISUSE OF DRUGS

During 1985 a total of 1,270 persons were charged with offences under the Misuse of Drugs Act 1977/1984. This compares with 1,369 persons charged in 1984, a reduction of 7.23%.

The total number of seizures of controlled drugs in 1985 was 1,637, a reduction of 3.93% on the figure of 1,704 for 1984.

In 1985, there was a significant increase in the amounts of heroin and cannabis seized. All heroin seizures were made in the Dublin Metropolitan Area. One accounted for 280 grammes. The large increase in the amount of cannabis seized during the year resulted from the finding of 62.00 kg. concealed in a cargo of fruit on arrival at Dublin docks.

The drug courses which commenced in 1981 were continued throughout 1985 and at the end of the year a total of 2,368 of all ranks had undergone training.

In 1985 a total of 958 lectures and talks on drug abuse were given by Drug Squad staff and selected Gardai in each division to interested groups and organisations.

The Customs Service has played an active role in close co-operation with the Garda Síochána in dealing with seizures at points of entry to this country.

DRUG OFFENCES 1985
Age Groups of Persons Charged

Under 17 years		17 and under 21 years		21 years and over	
Male	Female	Male	Female	Male	Female
12	1	203	17	959	78

PARTICULARS OF DRUGS SEIZED 1985

TYPE OF DRUG	QUANTITY SEIZED
Cannabis Resin	7.25kg.,
Cannabis	66.11kg.,
Cannabis Plants	8694
Hash Oil	1.00g.
Opium Plants	1520
Cocaine	293.17g.
Heroin	1220.00g.
Opium	1.90g.
Morphine	.271g. + 6 amp.
Psilocin	56.826g.
LSD	131t.
Barbiturates	18t.
Amphetamines	94.19g.
Synthetic Opiates	276t + 680 m.l.

amp. — ampoules
g. — gramme
kg. — kilogramme
m.l. — millilitre
t. — tablet

DRUG OFFENCES — PERSONS CHARGED 1985

DIVISIONS	No. of Persons Charged	Persons Charged		TYPE OF DRUG	No. of Persons Charged
		Nationality	Number		
Dublin Metropolitan Area	1041	Irish	1199	Cannabis Resin	465
Carlow/Kildare	4	English	38	Cannabis Resin/Cannabis	46
Cavan/Monaghan	2	N. American	8	Cannabis Resin/Heroin	51
Clare	8	N. Irish	8	Cannabis Resin/Cocaine	12
Cork East	82	German	4	Cannabis	105
Cork West	11	Dutch	3	Cannabis/Heroin	36
Donegal	5	Israeli	2	Cannabis/Cocaine	5
Galway West	5	Ghanian	2	Heroin	359
Kerry	15	French	2	Morphine	6
Leix/Offaly	1	Jamaican	1	Synthetic Narcotics	36
Limerick	33	Nigerian	1	Cocaine	25
Longford/Westmeath	3	Iranian	1	L.S.D.	6
Louth/Meath	38	Canadian	1	Psilocin	7
Mayo	1			Amphetamines	17
Roscommon/Galway East	-				
Sligo/Leitrim	1				
Tipperary	6				
Waterford/Kilkenny	4				
Wexford	10				
				OTHER OFFENCES	
				Forged Prescriptions	23
				Importation of Drugs	19
				Cultivation of Cannabis Plants	35
				Allow Premises to be used for Drug Abuse	17
TOTALS	1270	TOTALS	1270	TOTALS	1270

CRIMES IN WHICH DRUGS AND POISONS WERE STOLEN BY TYPE OF PREMISES OR PLACE 1985

	House/ Flat	Chemist Shop	Clinic	Shop/ Stall	Factory/ Store	School	Railway Station	Hospital	Hotel	Licensed Premises	Car Park	Street/ Road	Other	TOTAL
Carlow/Kildare					2								1	3
Cavan/Monaghan	1												2	3
Clare				1										1
Cork East	2		1	1	1							6	1	12
Cork West														
Donegal	1			1										2
DMA - Northern	4	4	1	1	1	2					4	4	5	26
North Central	3	6	1	3	1	1		3	1		2	15	4	40
South Central	5	4		2	1							14	4	30
Southern	8	9			4	1				1	3	9	5	40
Eastern	3	5		1	1			1				4	2	17
Galway West		1												1
Kerry		2							1					3
Leix/Offaly														
Limerick												2	1	3
Longford/Westmeath														
Louth/Meath			1								1	1	2	5
Mayo												1		1
Roscommon/Galway East		1												1
Sligo/Leitrim												1		1
Tipperary		1											1	2
Waterford/Kilkenny			1										1	2
Wexford		1												1
TOTALS	27	34	5	10	11	4	-	4	2	1	10	57	29	194

TRAFFIC OFFENCES—DRINK AND DRIVING 1985

Annual Statistics of Breath Tests,
Blood/Urine Tests, Arrests, etc.

1. BREATH TESTS	
(a) Total number of persons breath tested	10,640
(b) Breath test positive	6,879
(c) Breath test negative	3,750
(d) Breath test refused	336
2. BLOOD/URINE TESTS	
(a) Blood specimen given	5,102
(b) Urine specimen given	2,619
(c) Specimen refused	710
3. ARRESTS	
(a) For refusing breath tests (Sections 12 and 13 of the Road Traffic (Amendment) Act, 1978)	335
(b) Arrest without breath test (Sections 49 and 50 R.T.A. 1961 as amended by Sections 10 and 11 Road Traffic (Amendment) Act, 1978)	1,843
4. ANALYSES OF SPECIMENS	
(a) Under prescribed concentration	614
(b) Over prescribed concentration	6,861
(c) Specimens still to be analysed at end of year	167
(d) Insufficient or spoiled	79
TOTAL ANALYSES	7,721

**NON INDICTABLE OFFENCES (TRAFFIC)
1985
(Drink and Driving)**

Sex and Age of Persons Convicted

Offence	Persons Convicted	17 and under 21 years		21 years and over	
		M	F	M	F
Driving or attempting to drive a M.P.V. while drunk or with a blood/urine/alcohol concentration above the prescribed limit.	5,464	243	6	5,033	182
Being in charge of M.P.V. while drunk or with a blood/urine/alcohol concentration above the prescribed limit.	281	9	0	264	8
Refusing to provide or permit the taking of blood/urine specimen at Garda Station.	521	17	0	477	27
Refusing to provide a preliminary specimen of breath	225	6	0	212	7

FINE ON THE SPOT NOTICES ISSUED IN 1985

	Parking Violations	Non Display of Licence Disc
Gardaí	57,776	27,470
Wardens	503,368	90,395
TOTAL	561,144	117,865
Fines Paid	203,361	30,936
Court Proceedings	52,490	21,117
Notices Cancelled	40,278	9,123
Proceedings Pending	255,307	55,268
Spoiled Notices	9,708	1,421

ROAD TRAFFIC ACT 1961 (SECTION 103) OFFENCES REGULATIONS, 1976

Parking Violations — Fine on the Spot Notices Issued — 1985

	Carlow/ Kildare	Cavan/ Monaghan	Clare	Cork East	Cork West	Donegal	DMA	Galway West	Kerry	Leix/Offaly	Limerick	Longford/ Westmeath	Louth/Meath	Mayo	Roscommon/ Galway East	Sligo/Leitrim	Tipperary	Waterford/ Kilkenny	Wexford	TOTAL	
Gardaí	387	1043	517	26423	327	1557	13885	2867	1959	734	1230	1763	654	182	1010	989	385	886	978	57776	
Wardens							500149		2151			468									503368
TOTALS	387	1043	517	26423	327	1557	514634	2867	4110	734	1230	2231	654	182	1010	989	385	886	978	561144	
Fines Paid	200	784	265	10885	197	736	181876	1267	1815	509	655	1221	311	84	570	521	278	621	566	203361	
Court Proceedings	8	43	54	4518	2	17	46672	167	527	35	143	96	60	1	20	28	19	75	5	52490	
Notices Cancelled	33	63	118	3678	21	153	32931	818	1142	88	33	389	109	3	210	226	40	47	176	40278	
Proceedings Pending	146	123	80	4943	107	642	246018	615	621	101	399	470	165	94	210	201	16	139	217	255307	
Spoiled Notices		30		2399		9	7137		5	1		55	9			13	32	4	14	9708	

Appendix A

OFFENCES RECORDED AND DETECTED 1976-1985

Year	Recorded	Detected
1976	54,382	22,482
1977	62,946	24,439
1978	62,000	25,286
1979	64,057	26,370
1980	72,782	29,017
1981	89,400	32,754
1982	97,626	32,788
1983	102,387	33,699
1984	99,727	32,173
1985	91,285	29,795

Appendix B

NON INDICTABLE OFFENCES Proceedings and Persons Convicted 1981-1985

Year	Proceedings	Persons Convicted
1981	474,859	281,075
1982	570,803	321,537
1983	729,307	372,460
1984	846,906	357,948
1985	566,676	290,745

